

ABC HEAT

Albuquerque - Bernalillo County Health Equity Assessment Tool

SCHOOL CHILDREN

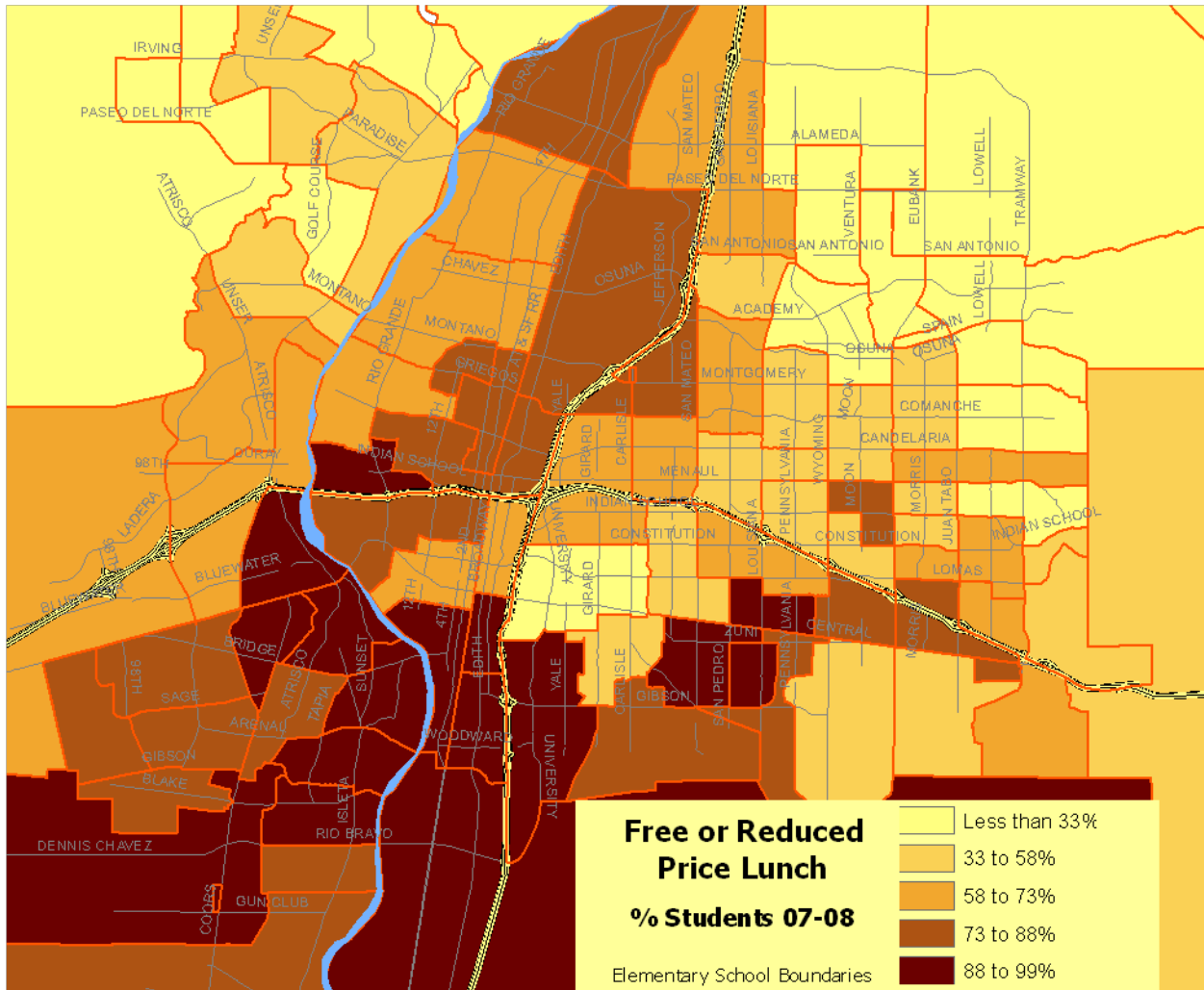
Selected Indicators

ALBUQUERQUE AND BERNALILLO COUNTY

T. SCHARMEN



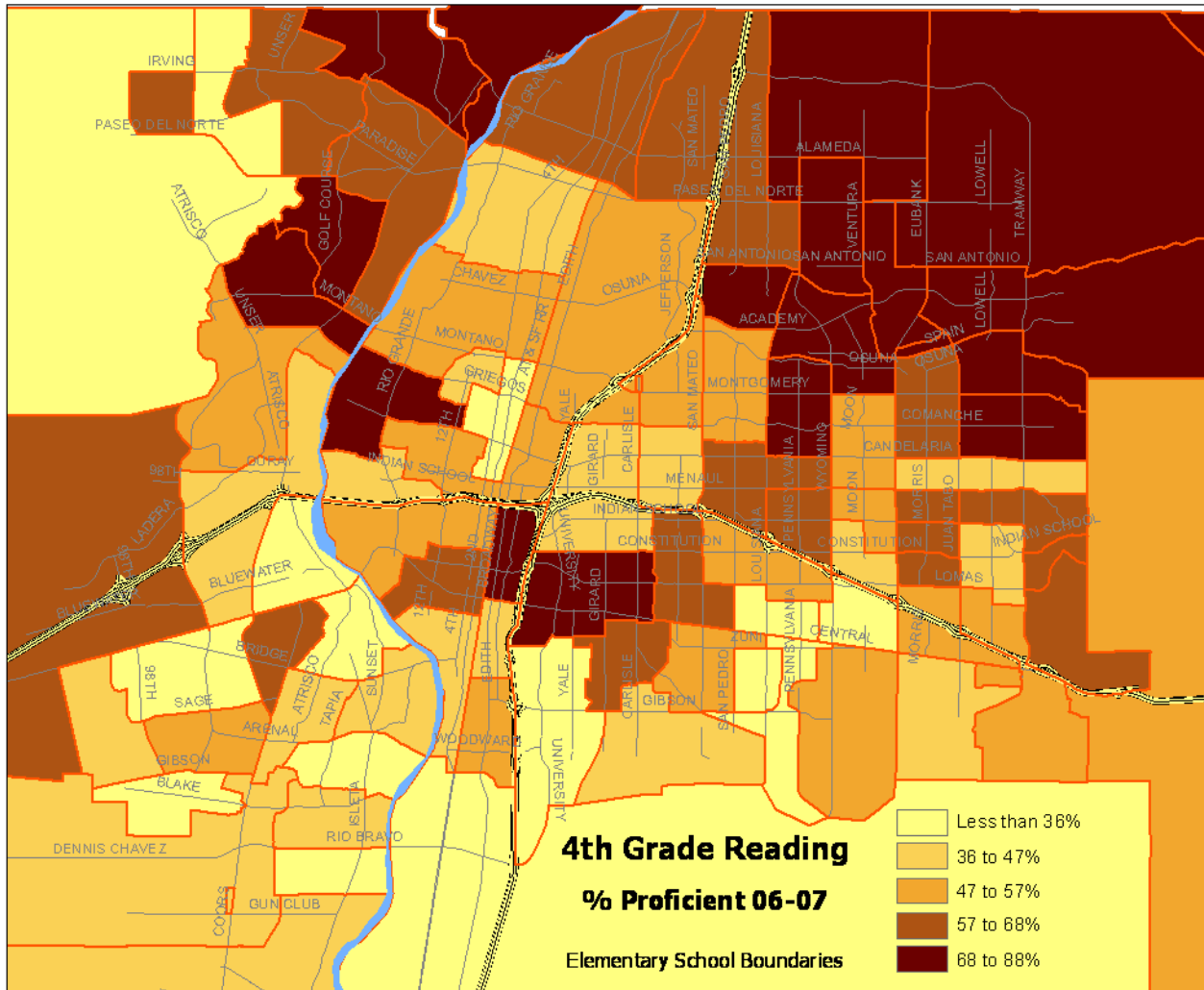
FREE OR REDUCED-PRICE LUNCH



PLACE MATTERS – ABC HEAT

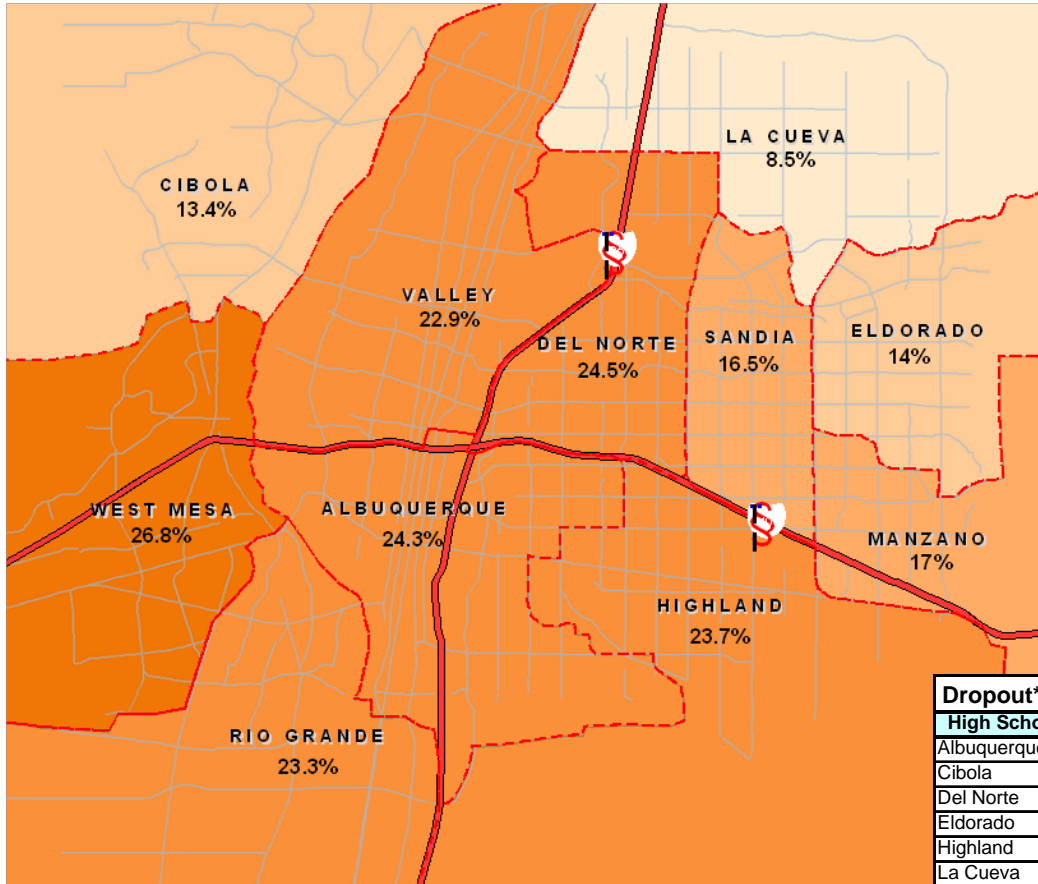
Source: Albuquerque Public Schools

FOURTH GRADE READING SCORES (% PROFICIENT)

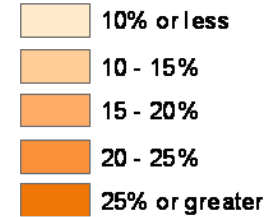


PLACE MATTERS – ABC HEAT

Source: Albuquerque Public Schools



High School Dropout Rates (Average Rate, 2003-2008)



Dropout Rate by Race and Ethnicity, 2008

African American	18%
Asian	7%
Hispanic	20%
Native American	25%
White, Non-Hispanic	15%
ALL	17.8%

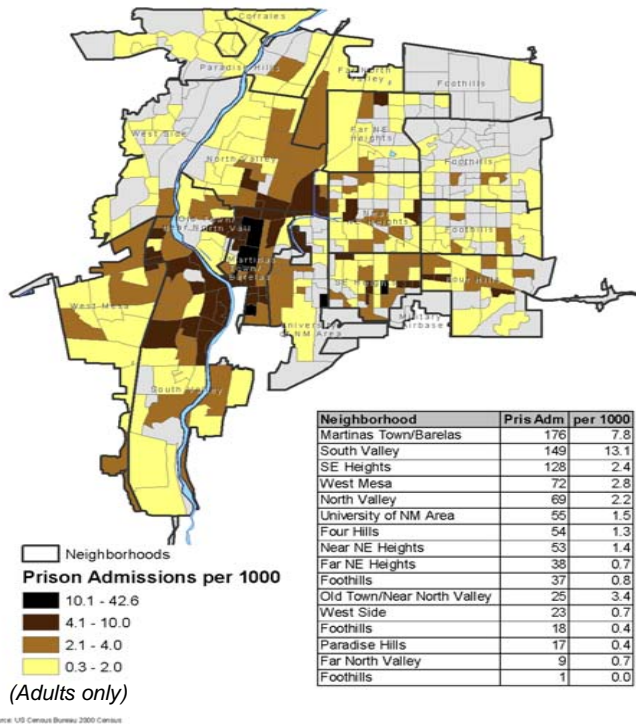
High School	2003	2004	2005	2007	2008	Average
Albuquerque	31.6%	23.1%	25.3%	22.1%	19.3%	24.3%
Cibola	13.3%	10.5%	14.6%	13.8%	14.7%	13.4%
Del Norte	26.8%	21.4%	23.1%	26.4%	24.6%	24.5%
Eldorado	15.4%	10.2%	15.4%	13.0%	16.1%	14.0%
Highland	27.9%	25.0%	21.5%	20.9%	23.3%	23.7%
La Cueva	8.1%	6.4%	9.6%	11.1%	7.4%	8.5%
Manzano	18.5%	14.1%	15.2%	15.8%	21.4%	17.0%
Rio Grande	36.2%	26.1%	23.8%	19.2%	11.4%	23.3%
Sandia	16.8%	18.3%	15.2%	17.8%	14.5%	16.5%
Valley	25.7%	20.7%	26.9%	22.4%	18.7%	22.9%
West Mesa	28.3%	25.6%	26.6%	29.0%	24.3%	26.8%
District	23.0%	18.4%	20.0%	19.2%	17.8%	19.7%

*Students who completed 40 days of 9th grade, did not graduate with their class, did not return a subsequent year, and for whom no valid transfer can be validated (cohort method). No data reported for 2006.

Source: APS-SIS, January 2009

Source: APS-SIS, January 2009 ; Map: NMDOH, OCAPE

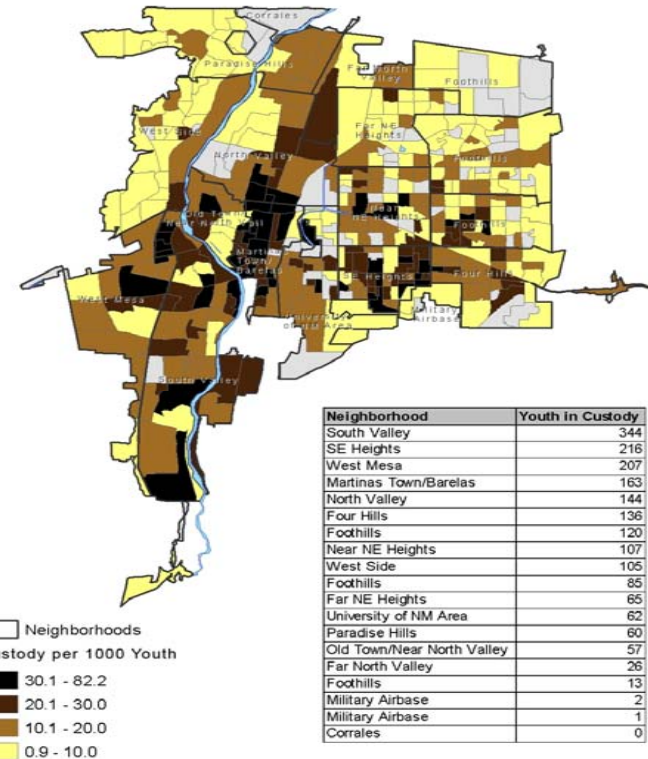
PRISON ADMISSION: ADULTS & YOUTH



FACTS ABOUT ADULT PRISON ADMISSIONS

- Residents from neighborhoods that have the most people going to prison (incarcerated) are imprisoned up to 30 times more often than the lowest.
- Two of Albuquerque's 16 neighborhood areas (87102 and 87105) account for 35% of all prison admissions from the city.
- 24% of all prison admissions from Albuquerque were admitted on the basis of violations of parole.

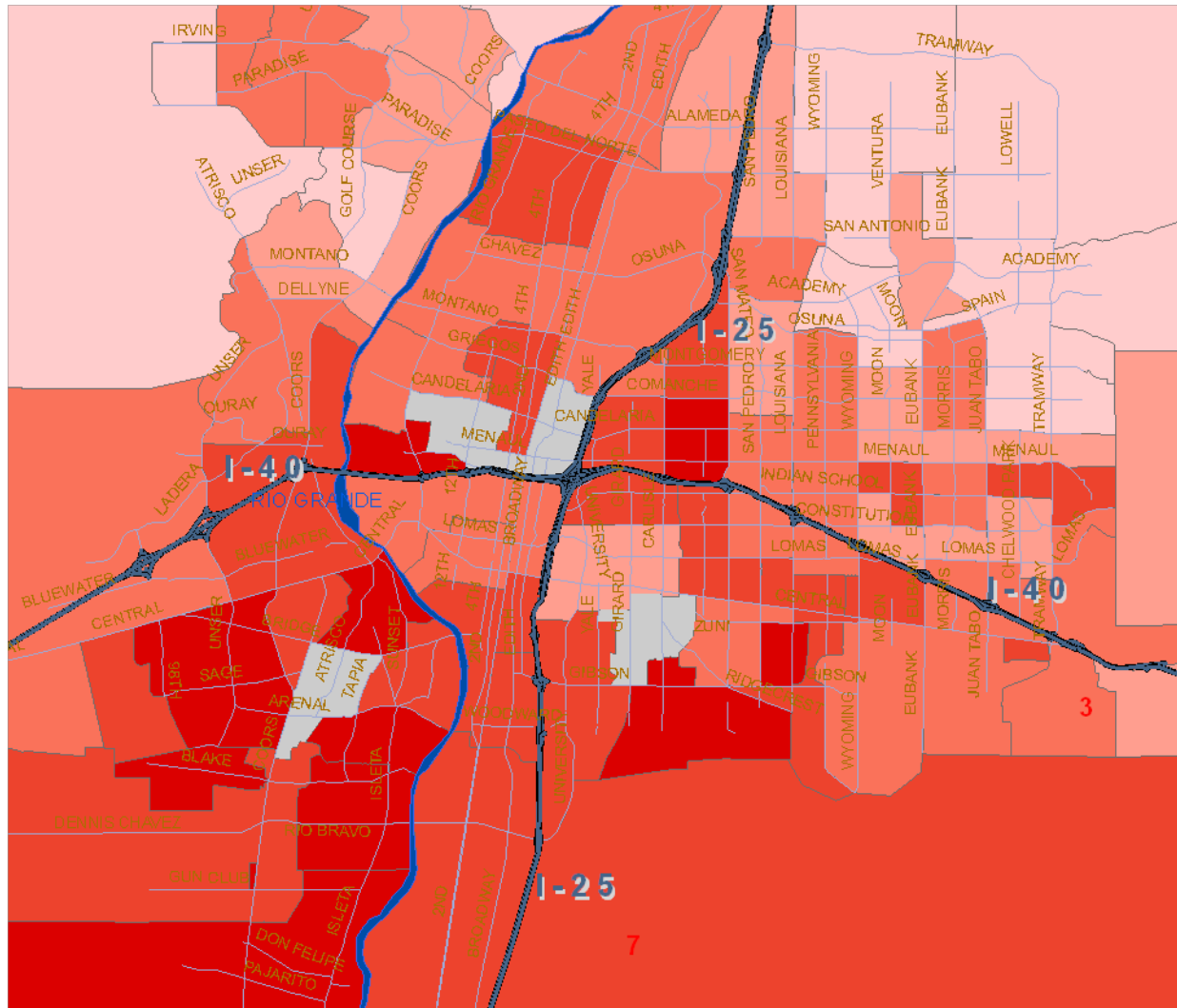
Source: NM Dept of Corrections, NM CYFD; Analysis: The After Prison Initiative, Open Society Institute, 2003



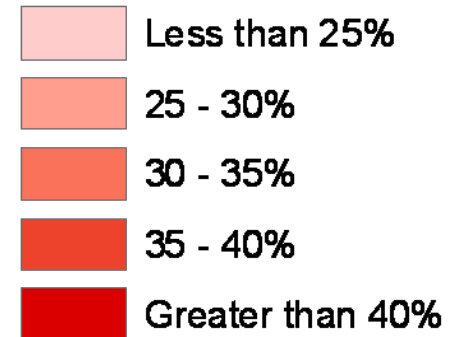
FACTS ABOUT YOUTH ADMITTED TO JUVENILE JUSTICE CUSTODY

- In Martinez Town / Barelas (87102) and West Mesa (87121), youth are placed in detention at nearly 10 times the rate of youth in the West Side (87120) and Paradise Hill (87114) neighborhoods.
- The South Valley (87105), SE Heights (87108), West Mesa (87121), Martinez Town / Barelas (87102) neighborhood areas account for 50% of all juveniles admitted to custody from Albuquerque's 16 neighborhood areas.

OVERWEIGHT OR OBESE ELEMENTARY SCHOOL CHILDREN



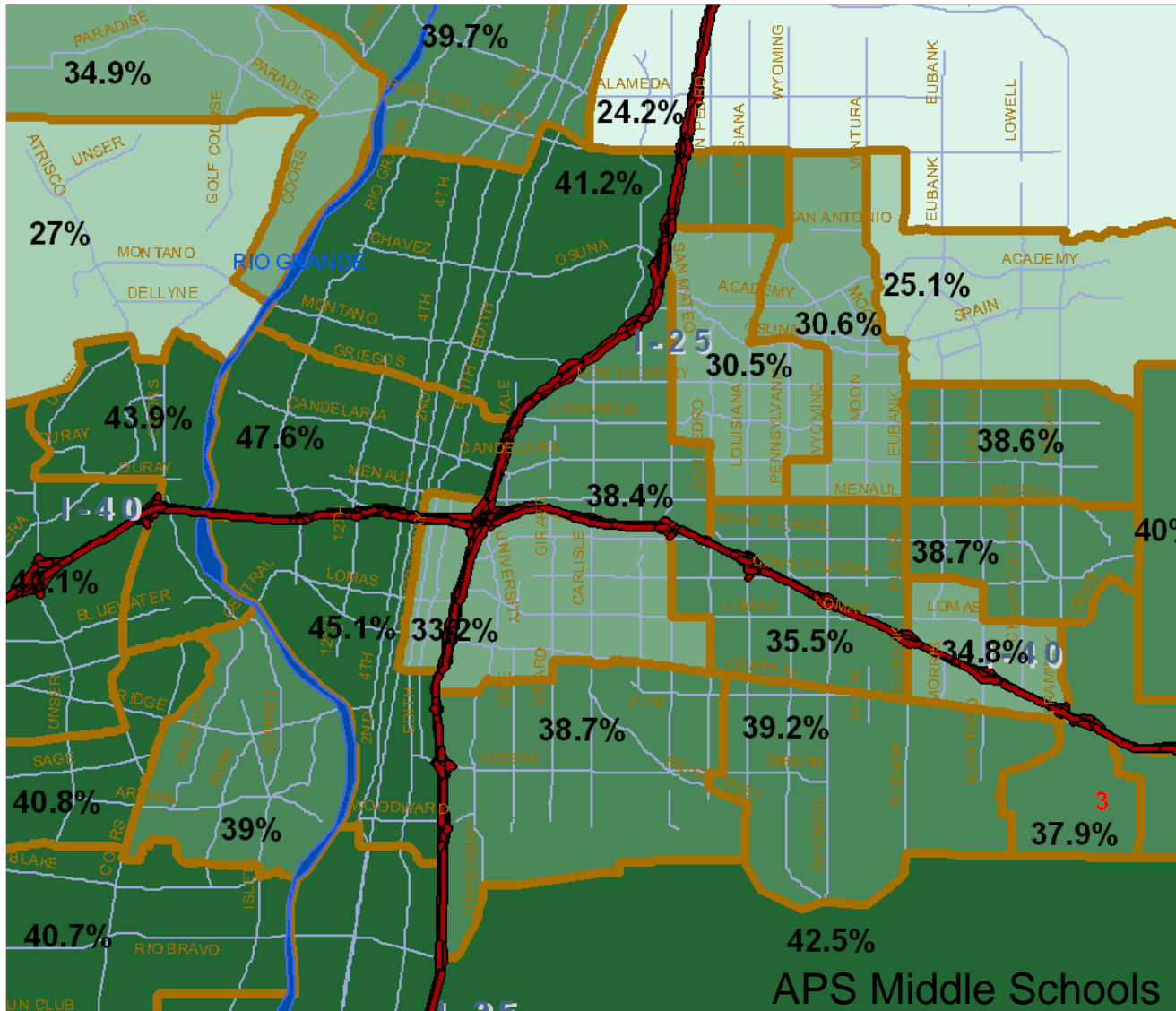
Percent K,3,5 Students Above the 85th BMI Percentile School Year 2008-09



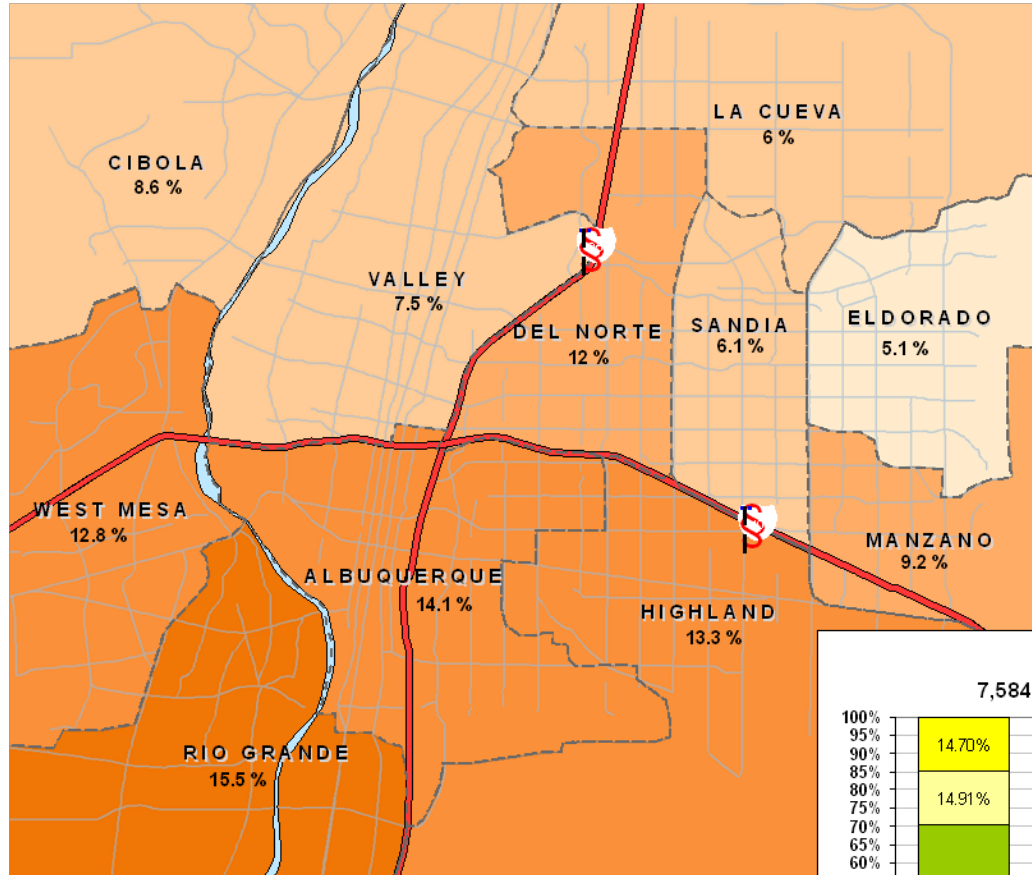
In a healthy population of normal children, the expected proportion overweight or obese is 15%.

-CDC, 2000

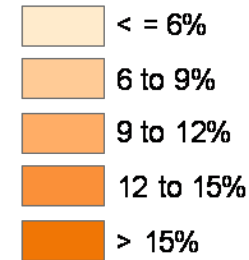
APS 8TH GRADERS, OVERWEIGHT OR OBESE, 2008-09



In a healthy population of normal children, the expected proportion overweight or obese is 15%.
 -CDC, 2000



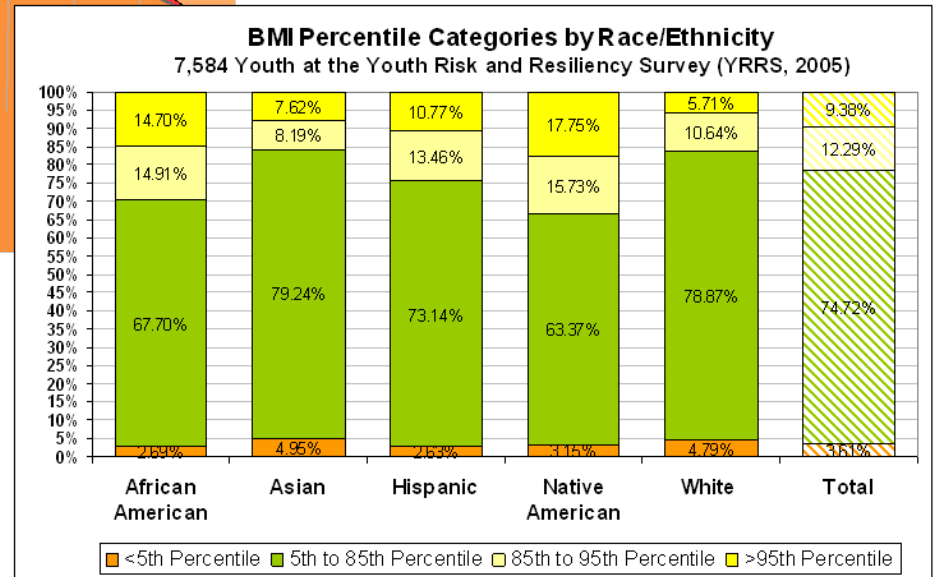
Percent Students above the 95th percentile for Body Mass Index



>95th percentile BMI is defined by the CDC as obese

Source: NM YRRS 2005; Analysis: T Scharmen

APS HIGH SCHOOLS



MAPS OF THE PROPORTION OF OVERWEIGHT AND OBESE ELEMENTARY AND MIDDLE SCHOOL STUDENTS MAY NOT BE REPRODUCED WITHOUT PERMISSION OF ALBUQUERQUE PUBLIC SCHOOLS.

ALL OTHER MAPS ARE PUBLIC DOMAIN.

FOR INQUIRIES, COMMENTS, UPDATES, AND CORRECTIONS, PLEASE CONTACT:

Thomas N. Scharmen, M.A., M.P.H., Epidemiologist
Regions 1 & 3, Office of Community Assessment, Planning and Evaluation
Public Health Division, New Mexico Department of Health
North Valley Public Health Office
7704-A 2nd St, NW Albuquerque, NM 87107
Telephone: 897-5700 ext 126; Fax: 897-1010
E-mail: thomas.scharmen@state.nm.us

JULY 2010